



# 2010-2011 GMT Reports for District (or Undistricted) **District A 711**

GMT: **TERRY GRAHAM**

Location: **ONTARIO**

GMT CA: **2**

## CLUBS

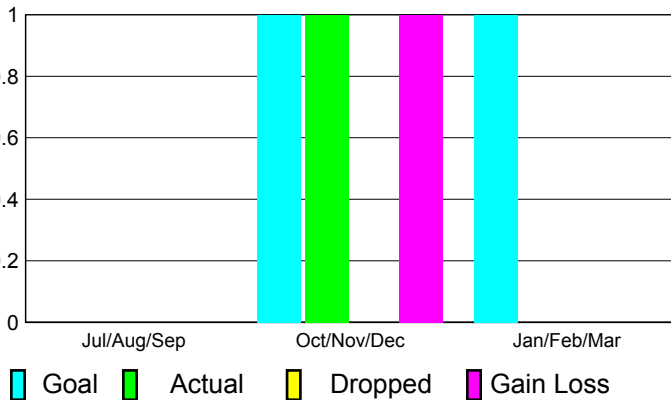
**Club Results  
2010-2011**

**Clubs  
2009-2010**

Month	New Club Goal	Actual New Clubs	Actual Dropped Clubs	Gain/Loss of Clubs	Gain/Loss of Clubs
Jul/Aug/Sep	0	0	0	0	1
Oct/Nov/Dec	1	1	0	1	1
Jan/Feb/Mar	1	0	0	0	1
<b>Totals</b>	<b>2</b>	<b>1</b>	<b>0</b>	<b>1</b>	<b>3</b>

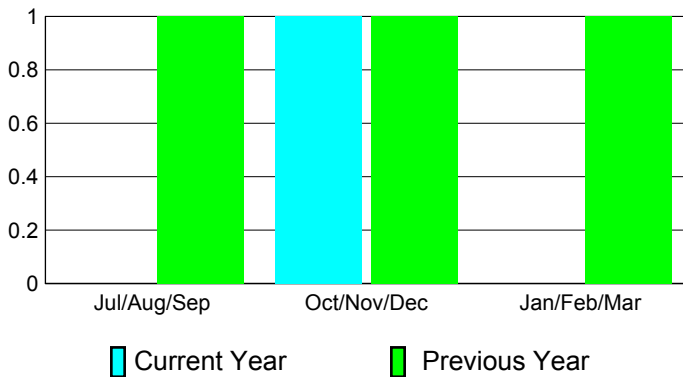
### Club Results 2010-2011

Goal, New, Dropped, Gain/Loss



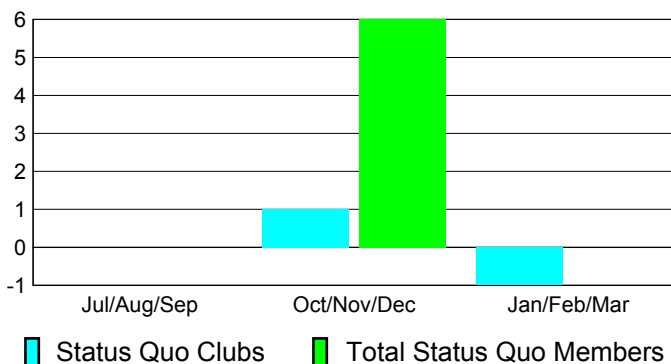
### Comparison of Club Gain/Loss

Current Year Compared to the Previous Year



### YTD Status Quo Clubs 2010-2011

Status Quo Clubs Compared to Status Quo Members



## MEMBERSHIP

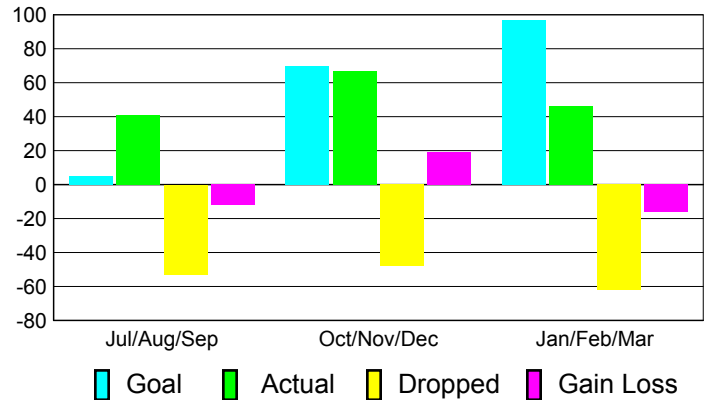
**Membership Results  
2010-2011**

**Membership  
2009-2010**

Month	Net Memb Goal	Actual New Memb	Actual Dropped Memb	Gain/Loss of Memb	Gain/Loss of Memb
Jul/Aug/Sep	5	41	-53	-12	8
Oct/Nov/Dec	70	67	-48	19	-7
Jan/Feb/Mar	97	46	-62	-16	44
<b>Totals</b>	<b>172</b>	<b>154</b>	<b>-163</b>	<b>-9</b>	<b>45</b>

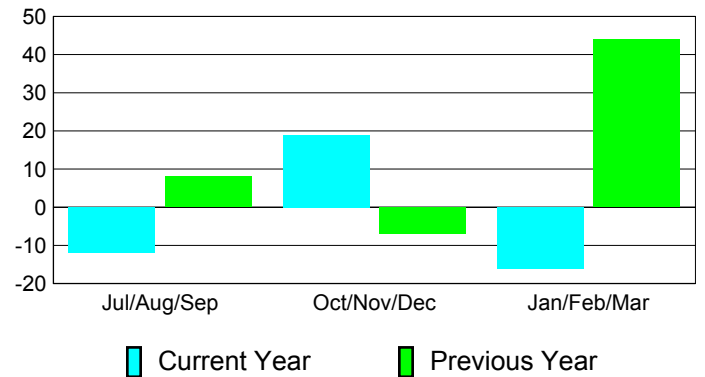
### Membership Results 2010-2011

Goal, New, Dropped, Gain/Loss

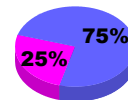


### Comparison of Membership Gain/Loss

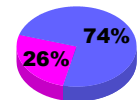
Current Year Compared to the Previous Year



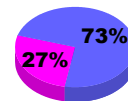
### Gender Comparison 2010-2011



Jul/Aug/Sep



Oct/Nov/Dec



Jan/Feb/Mar

Male

Female